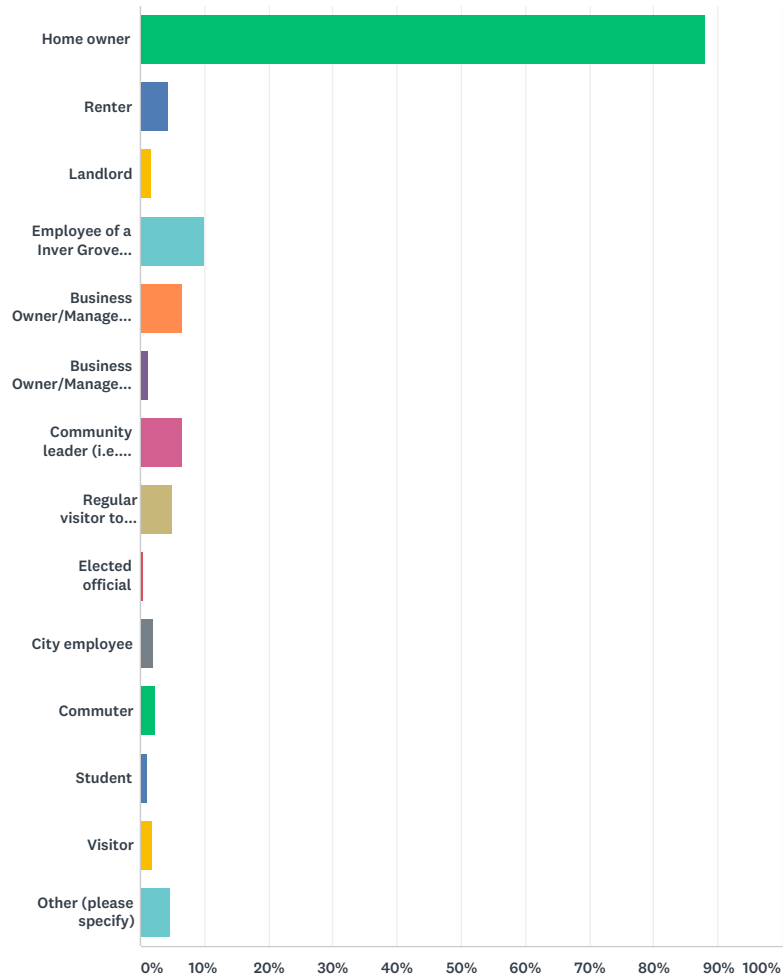


First Annual Inver Grove Heights Police Department Community Safety Survey

Q1 Please help us understand your role in our community by answering the questions below.\*Please check all that apply:

Answered: 459 Skipped: 2

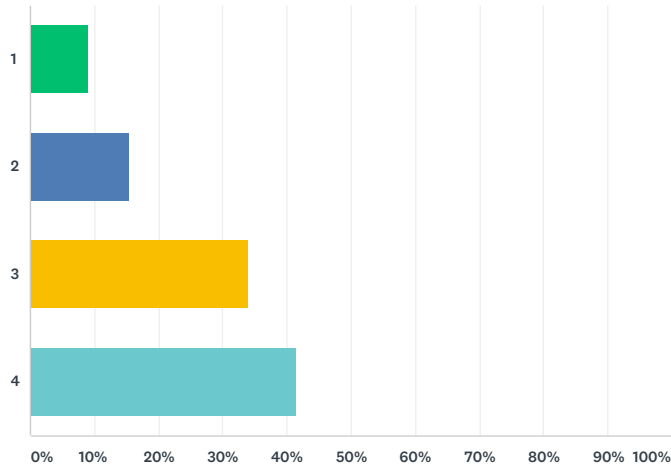


ANSWER CHOICES	RESPONSES	
Home owner	88.02%	404
Renter	4.36%	20
Landlord	1.74%	8
Employee of a Inver Grove Heights-based business, entity, or organization	10.02%	46
Business Owner/Manager - City resident	6.54%	30
Business Owner/Manager - non-City resident	1.31%	6
Community leader (i.e. faith community, block club leader, civic group member, etc.)	6.54%	30
Regular visitor to Inver Grove Heights	5.01%	23
Elected official	0.44%	2
City employee	2.18%	10
Commuter	2.40%	11
Student	1.09%	5
Visitor	1.96%	9
Other (please specify)	4.58%	21
Total Respondents: 459		

Q2 To help us identify the unique issues in your area, please provide us

First Annual Inver Grove Heights Police Department Community Safety Survey  
 with background information. What area of Inver Grove Heights do you  
 most closely identify with being the location of your neighborhood or  
 workplace.

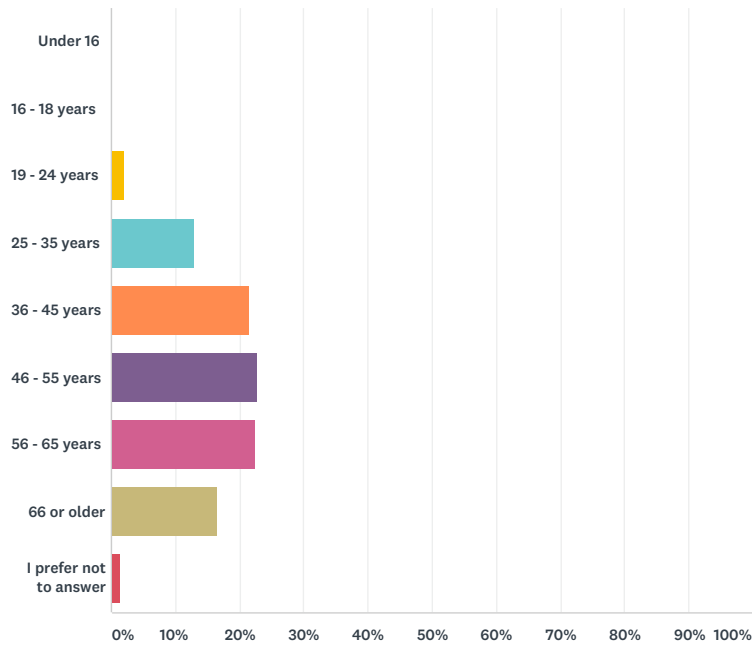
Answered: 430 Skipped: 31



ANSWER CHOICES	RESPONSES	
1	9.07%	39
2	15.58%	67
3	33.95%	146
4	41.40%	178
TOTAL		430

Q3 What is your age?

Answered: 461 Skipped: 0



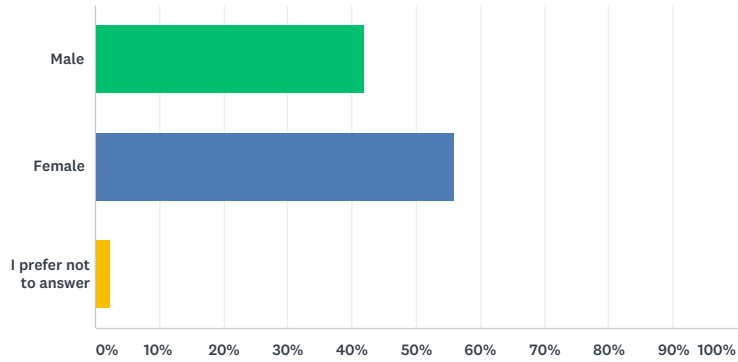
ANSWER CHOICES	RESPONSES	
Under 16	0.00%	0
16 - 18 years	0.22%	1
19 - 24 years	2.17%	10

# First Annual Inver Grove Heights Police Department Community Safety Survey

25 - 35 years	13.02%	60
36 - 45 years	21.48%	99
46 - 55 years	22.78%	105
56 - 65 years	22.34%	103
66 or older	16.49%	76
I prefer not to answer	1.52%	7
<b>TOTAL</b>		<b>461</b>

## Q4 Do you identify as:

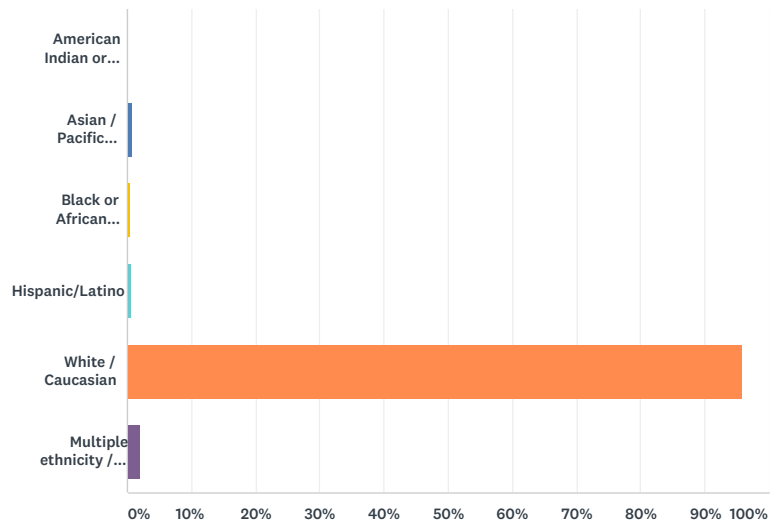
Answered: 460 Skipped: 1



ANSWER CHOICES	RESPONSES	
Male	41.74%	192
Female	55.87%	257
I prefer not to answer	2.39%	11
<b>TOTAL</b>		<b>460</b>

## Q5 Which race/ethnicity best describes you? (Please choose only one.)

Answered: 460 Skipped: 1



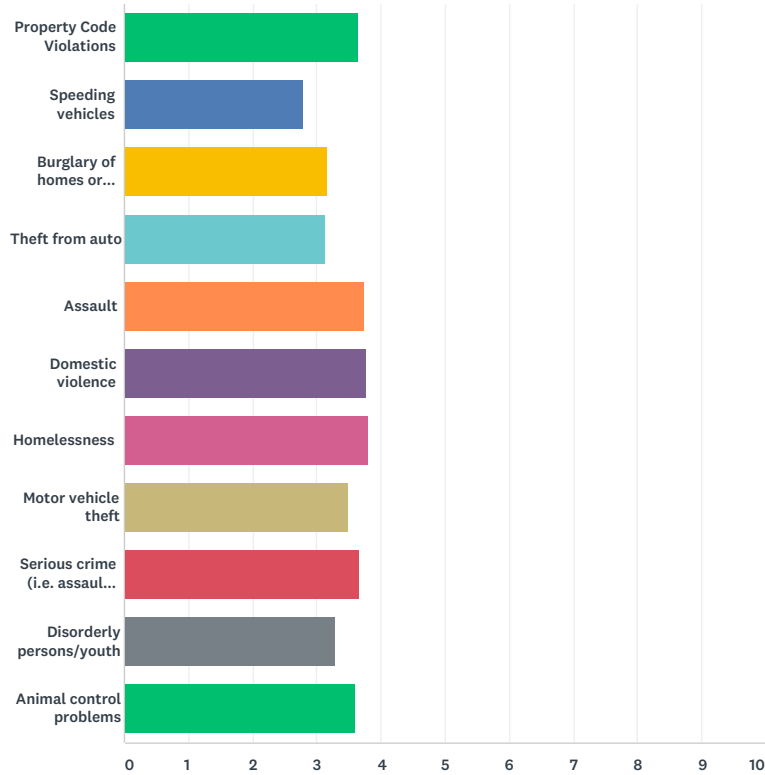
ANSWER CHOICES	RESPONSES	
American Indian or Alaskan Native	0.00%	0
Asian / Pacific Islander	0.87%	4
Black or African American	0.43%	2

# First Annual Inver Grove Heights Police Department Community Safety Survey

Hispanic/Latino	0.65%	3
White / Caucasian	95.87%	441
Multiple ethnicity / Other (please specify)	2.17%	10
<b>TOTAL</b>		<b>460</b>

**Q6 Please rate the seriousness of the following crime or quality of life issues in your neighborhood or area of your workplace over the last 12 months (check only one box for each item).**

Answered: 458 Skipped: 3



	VERY SERIOUS	MODERATELY SERIOUS	SLIGHTLY SERIOUS	NOT A PROBLEM	NO OPINION	TOTAL	WEIGHTED AVERAGE
Property Code Violations	2.88% 13	6.42% 29	21.68% 98	60.40% 273	8.63% 39	452	3.65
Speeding vehicles	13.00% 59	23.79% 108	36.34% 165	25.55% 116	1.32% 6	454	2.78
Burglary of homes or businesses	11.89% 54	13.88% 63	26.43% 120	43.17% 196	4.63% 21	454	3.15
Theft from auto	12.97% 59	16.04% 73	21.76% 99	43.08% 196	6.15% 28	455	3.13
Assault	6.84% 31	3.75% 17	10.82% 49	65.34% 296	13.25% 60	453	3.74
Domestic violence	6.37% 29	6.15% 28	13.41% 61	53.63% 244	20.44% 93	455	3.76
Homelessness	4.42% 20	4.64% 21	10.15% 46	66.89% 303	13.91% 63	453	3.81
Motor vehicle theft	7.71% 35	9.25% 42	18.06% 82	55.29% 251	9.69% 44	454	3.50
Serious crime (i.e. assault, robbery, rape, etc.)	7.93% 36	4.85% 22	13.66% 62	60.79% 276	12.78% 58	454	3.66
Disorderly persons/youth	6.39% 29	14.54% 66	28.41% 129	45.81% 208	4.85% 22	454	3.28
Animal control problems	2.42% 11	8.79% 40	22.20% 101	60.22% 274	6.37% 29	455	3.59

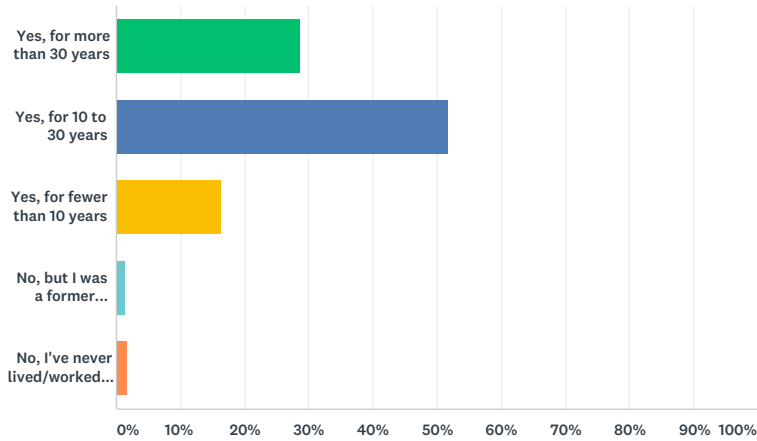
First Annual Inver Grove Heights Police Department Community Safety Survey

Q7 If there are any other crime or quality of life issues you are concerned about, please identify them below:

Answered: 85 Skipped: 376

Q8 Are you an Inver Grove Heights resident or do you regularly work for a business, organization, or entity located in Inver Grove Heights?

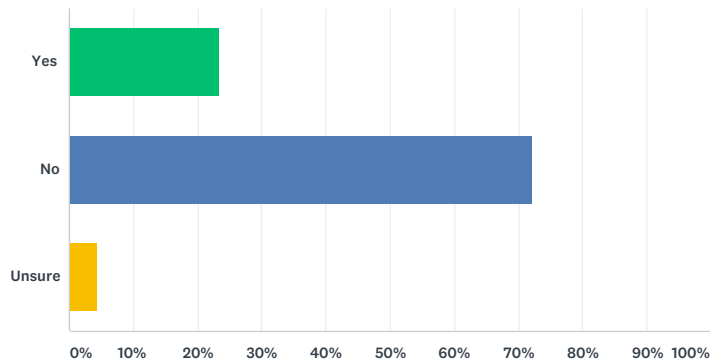
Answered: 460 Skipped: 1



ANSWER CHOICES	RESPONSES
Yes, for more than 30 years	28.70% 132
Yes, for 10 to 30 years	51.74% 238
Yes, for fewer than 10 years	16.30% 75
No, but I was a former resident or formerly worked in Inver Grove Heights	1.52% 7
No, I've never lived/worked in Inver Grove Heights	1.74% 8
<b>TOTAL</b>	<b>460</b>

Q9 Do you know any of the officers who patrol in the area of your Inver Grove Heights workplace/neighborhood?

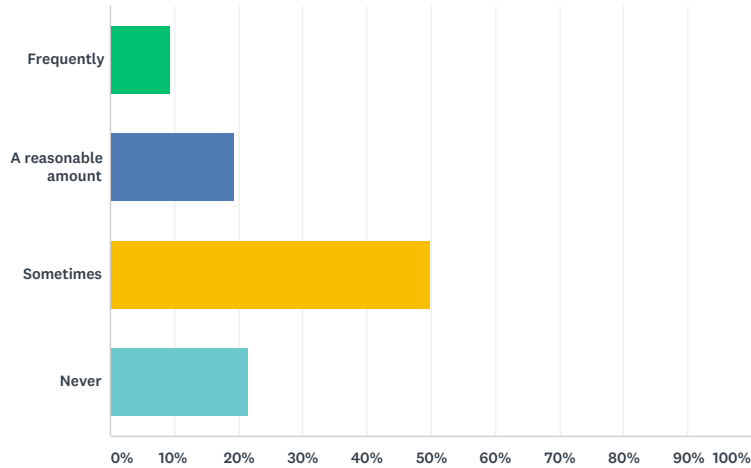
Answered: 459 Skipped: 2



ANSWER CHOICES	RESPONSES
Yes	23.53% 108
No	72.11% 331
Unsure	4.36% 20
<b>TOTAL</b>	<b>459</b>

Q10 How often do you see officers patrolling near your Inver Grove Heights workplace/neighborhood?

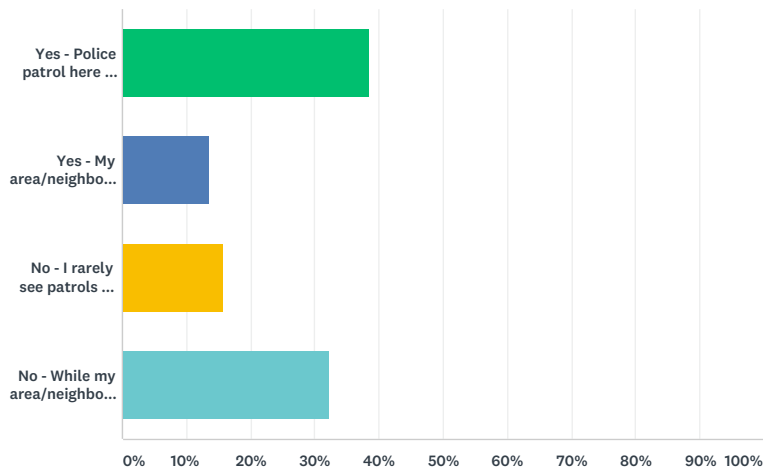
Answered: 460 Skipped: 1



ANSWER CHOICES	RESPONSES	
Frequently	9.35%	43
A reasonable amount	19.35%	89
Sometimes	49.78%	229
Never	21.52%	99
TOTAL		460

Q11 Are you satisfied with the level of proactive police patrol in the area of your Inver Grove Heights workplace/neighborhood?

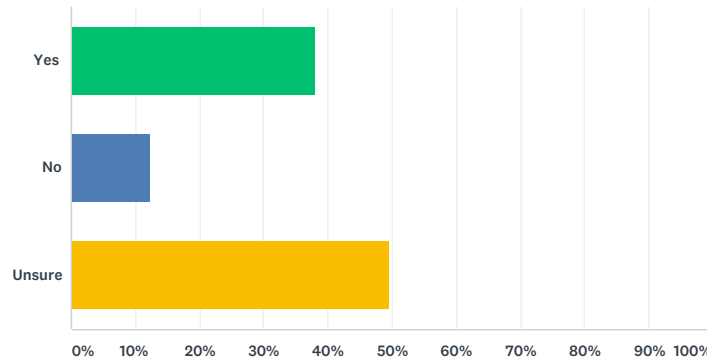
Answered: 441 Skipped: 20



ANSWER CHOICES	RESPONSES	
Yes - Police patrol here is adequate to address crime and quality-of-life concerns.	38.55%	170
Yes - My area/neighborhood is facing some problems, so having as much police presence as we do is important and valued.	13.61%	60
No - I rarely see patrols in my area/neighborhood, and having officers here would make a real difference with crime and quality-of-life issues that occur here regularly.	15.65%	69
No - While my area/neighborhood does not have big problems, I believe having more police patrols would help maintain area/neighborhood safety.	32.20%	142
TOTAL		441

**Q12 Do you feel the officers working in the area of your Inver Grove Heights workplace/neighborhood are familiar with issues important to residents?**

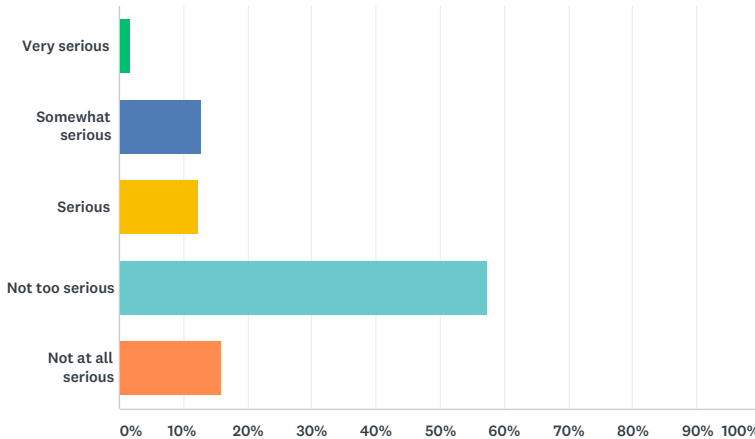
Answered: 458 Skipped: 3



ANSWER CHOICES	RESPONSES	
Yes	37.99%	174
No	12.45%	57
Unsure	49.56%	227
TOTAL		458

**Q13 Please rate how serious you feel the overall level of crime is in the area of your Inver Grove Heights workplace/neighborhood?**

Answered: 457 Skipped: 4



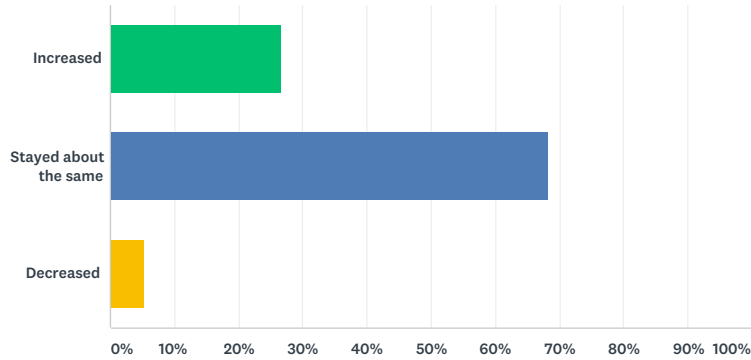
ANSWER CHOICES	RESPONSES	
Very serious	1.75%	8
Somewhat serious	12.69%	58
Serious	12.25%	56
Not too serious	57.33%	262
Not at all serious	15.97%	73
TOTAL		457

**Q14 In the past year, would you say the level of crime and/or quality-of-life problems in the AREA OF YOUR INVER GROVE HEIGHTS WORKPLACE/NEIGHBORHOOD (only) has increased, stayed about the**

First Annual Inver Grove Heights Police Department Community Safety Survey

same, or decreased?

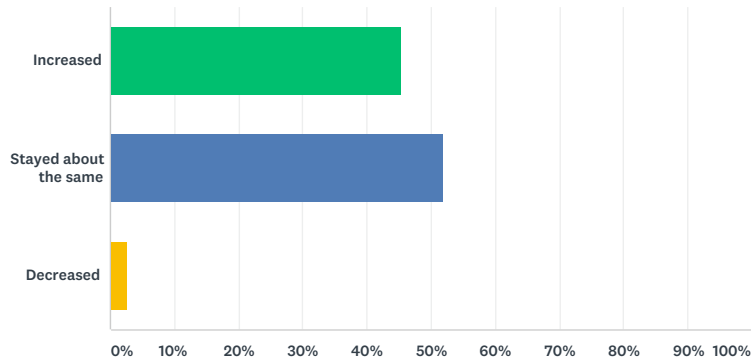
Answered: 458 Skipped: 3



ANSWER CHOICES	RESPONSES	
Increased	26.64%	122
Stayed about the same	68.12%	312
Decreased	5.24%	24
TOTAL		458

Q15 In the past year, would you say the level of crime in the CITY OF INVER GROVE HEIGHTS OVERALL has increased, stayed about the same, or decreased?

Answered: 440 Skipped: 21



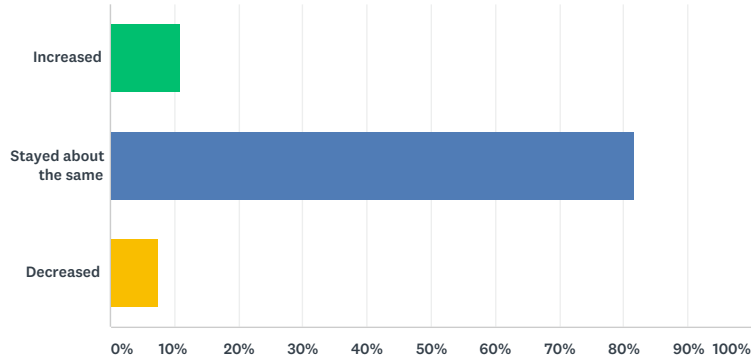
ANSWER CHOICES	RESPONSES	
Increased	45.45%	200
Stayed about the same	51.82%	228
Decreased	2.73%	12
TOTAL		440

Q16 Over the past 2 years, would you say the level of police protection in the area of your Inver Grove Heights workplace/neighborhood has increased, stayed about the same, or decreased?

Answered: 457 Skipped: 4



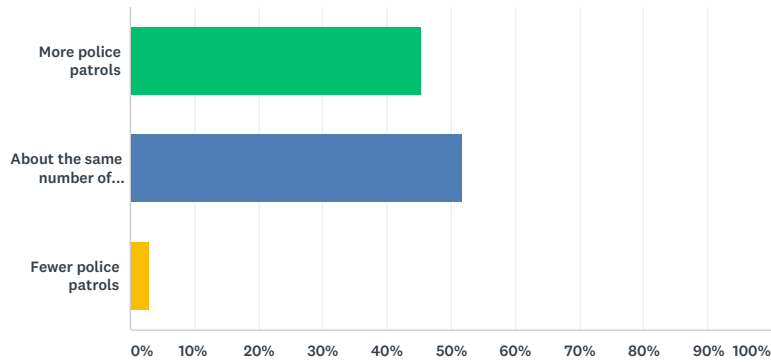
# First Annual Inver Grove Heights Police Department Community Safety Survey



ANSWER CHOICES	RESPONSES	
Increased	10.94%	50
Stayed about the same	81.62%	373
Decreased	7.44%	34
TOTAL		457

**Q17 Do you feel there needs to be more police patrols, about the same number of police patrols, or fewer police patrols in the area of your Inver Grove Heights workplace/neighborhood?**

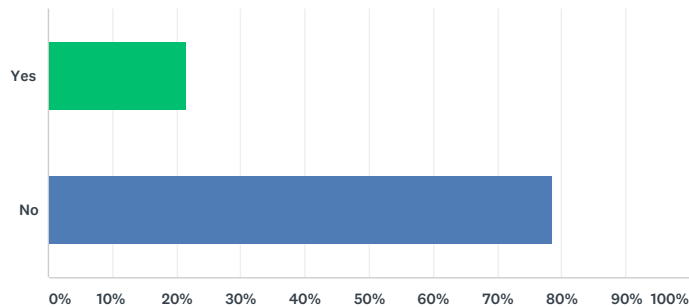
Answered: 458 Skipped: 3



ANSWER CHOICES	RESPONSES	
More police patrols	45.41%	208
About the same number of police patrols	51.75%	237
Fewer police patrols	2.84%	13
TOTAL		458

**Q18 In the past two years, have you been a victim of crime?**

Answered: 458 Skipped: 3

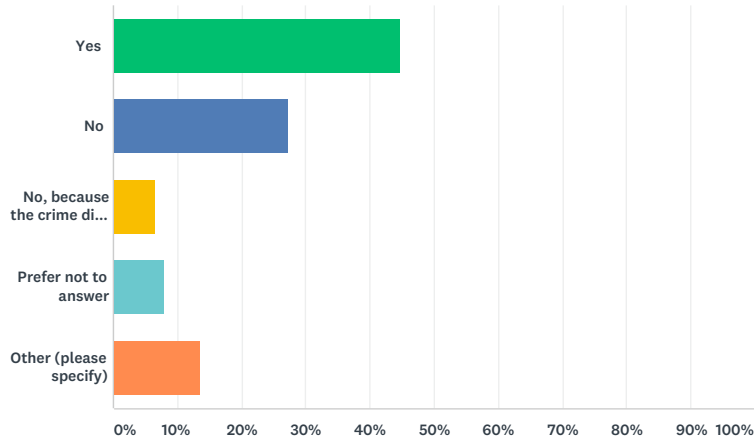


# First Annual Inver Grove Heights Police Department Community Safety Survey

ANSWER CHOICES	RESPONSES	
Yes	21.62%	99
No	78.38%	359
TOTAL		458

## Q19 If yes to above (question18), did you report the crime to the Inver Grove Heights Police Department?

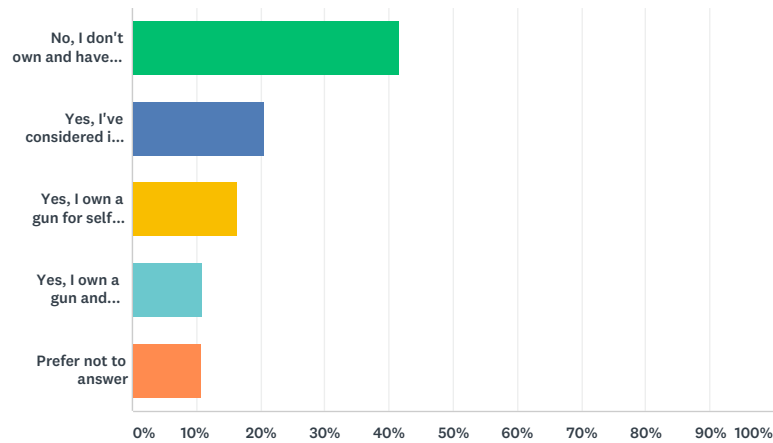
Answered: 125 Skipped: 336



ANSWER CHOICES	RESPONSES	
Yes	44.80%	56
No	27.20%	34
No, because the crime did not occur in Inver Grove Heights	6.40%	8
Prefer not to answer	8.00%	10
Other (please specify)	13.60%	17
TOTAL		125

## Q20 Have you purchased or considered purchasing a gun for protection from crime?

Answered: 453 Skipped: 8



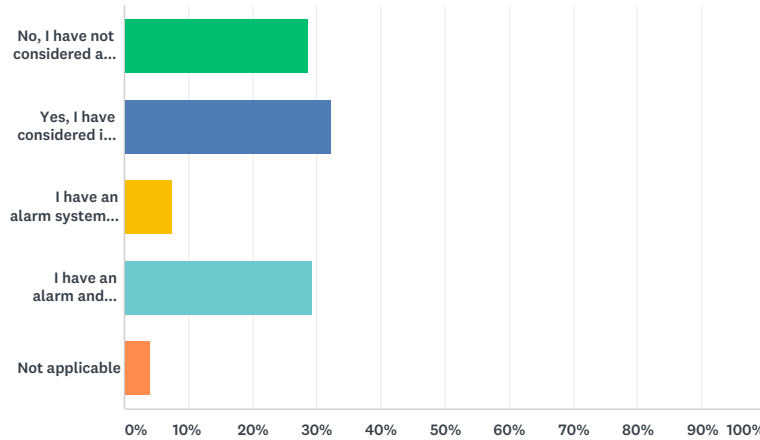
ANSWER CHOICES	RESPONSES	
No, I don't own and have not considered buying a gun	41.72%	189
Yes, I've considered it but have not yet purchased	20.53%	93
Yes, I own a gun for self protection	16.34%	74

## First Annual Inver Grove Heights Police Department Community Safety Survey

Yes, I own a gun and regularly carry as a permit holder	10.82%	49
Prefer not to answer	10.60%	48
<b>TOTAL</b>		<b>453</b>

### Q21 Have you purchased or considered purchasing a residential and/or vehicle alarm system for protection against crime

Answered: 448 Skipped: 13

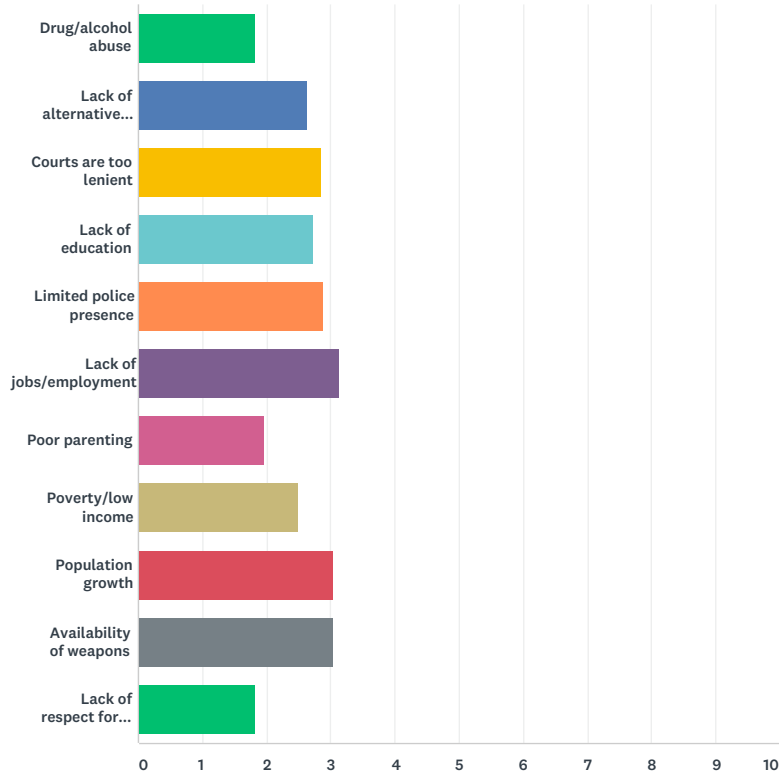


ANSWER CHOICES	RESPONSES	
No, I have not considered an alarm system	28.57%	128
Yes, I have considered it but not yet purchased	32.14%	144
I have an alarm system, but don't use it	7.59%	34
I have an alarm and regularly use it	29.24%	131
Not applicable	4.02%	18
Total Respondents: 448		

### Q22 In your opinion, to what extent do the following factors influence crime in our community?

Answered: 459 Skipped: 2

# First Annual Inver Grove Heights Police Department Community Safety Survey

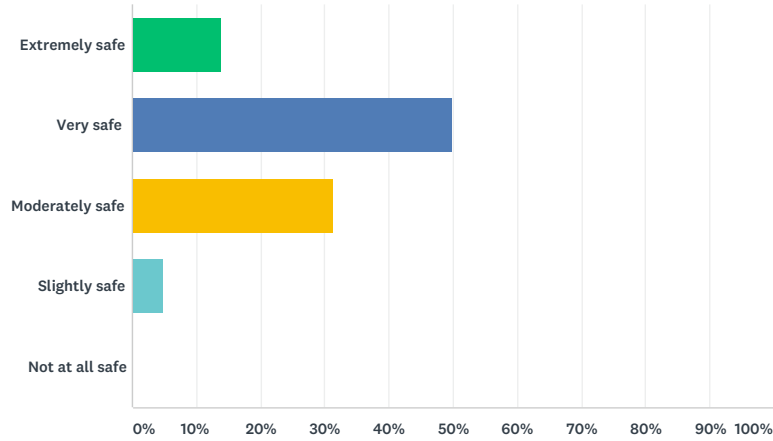


	STRONGLY AGREE	AGREE	NEUTRAL	DISAGREE	STRONGLY DISAGREE	UNSURE	TOTAL	WEIGHTED AVERAGE
Drug/alcohol abuse	45.63% 209	40.83% 187	7.86% 36	0.66% 3	0.44% 2	4.59% 21	458	1.83
Lack of alternative activities for youth	18.06% 82	37.89% 172	24.01% 109	9.91% 45	3.30% 15	6.83% 31	454	2.63
Courts are too lenient	22.15% 101	25.00% 114	25.66% 117	12.06% 55	3.73% 17	11.40% 52	456	2.84
Lack of education	16.63% 76	34.35% 157	26.26% 120	12.69% 58	2.19% 10	7.88% 36	457	2.73
Limited police presence	11.16% 51	29.32% 134	32.17% 147	18.38% 84	4.16% 19	4.81% 22	457	2.89
Lack of jobs/employment	8.77% 40	27.63% 126	26.75% 122	23.03% 105	6.36% 29	7.46% 34	456	3.13
Poor parenting	40.61% 186	38.21% 175	12.45% 57	4.59% 21	0.44% 2	3.71% 17	458	1.97
Poverty/low income	18.34% 84	42.58% 195	22.71% 104	9.61% 44	0.66% 3	6.11% 28	458	2.50
Population growth	7.03% 32	28.79% 131	36.92% 168	16.26% 74	3.74% 17	7.25% 33	455	3.03
Availability of weapons	16.48% 75	24.40% 111	27.03% 123	13.19% 60	9.89% 45	9.01% 41	455	3.03
Lack of respect for laws/authority	49.23% 225	35.23% 161	8.53% 39	2.41% 11	0.88% 4	3.72% 17	457	1.82

## Q23 How safe do you feel in your Inver Grover Heights neighborhood/location of workplace?

Answered: 457 Skipped: 4

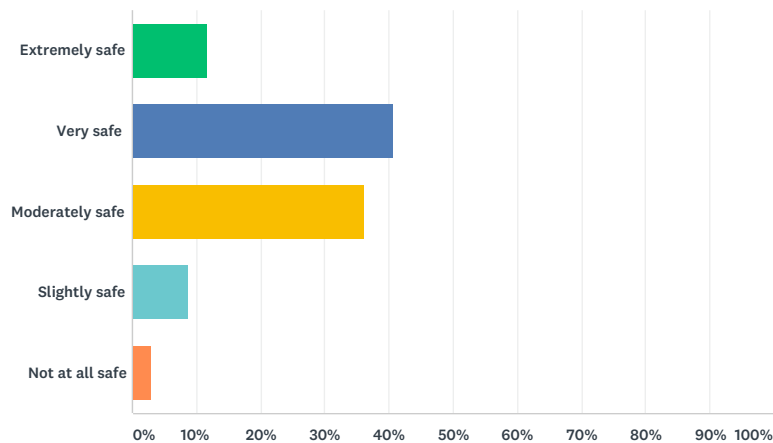
## First Annual Inver Grove Heights Police Department Community Safety Survey



ANSWER CHOICES	RESPONSES
Extremely safe	13.79% 63
Very safe	49.89% 228
Moderately safe	31.29% 143
Slightly safe	4.81% 22
Not at all safe	0.22% 1
<b>TOTAL</b>	<b>457</b>

### Q24 At NIGHT how safe do you feel in your Inver Grover Heights neighborhood/location of workplace?

Answered: 457 Skipped: 4



ANSWER CHOICES	RESPONSES
Extremely safe	11.82% 54
Very safe	40.48% 185
Moderately safe	36.11% 165
Slightly safe	8.75% 40
Not at all safe	2.84% 13
<b>TOTAL</b>	<b>457</b>

### Q25 What, if any, changes would most improve the safety of your Inver Grove Heights neighborhood/workplace location?

Answered: 165 Skipped: 296

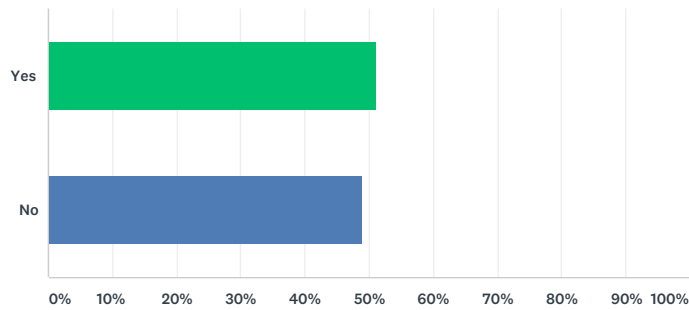
First Annual Inver Grove Heights Police Department Community Safety Survey

Q26 A location for the Inver Grove Heights Police Department to focus attention is: Provide address, intersection, general area description, and nature of problem requiring police attention.

Answered: 155 Skipped: 306

Q27 In the past year, have you interacted with the Inver Grove Heights Police Department or a Inver Grove Heights Police police officer?

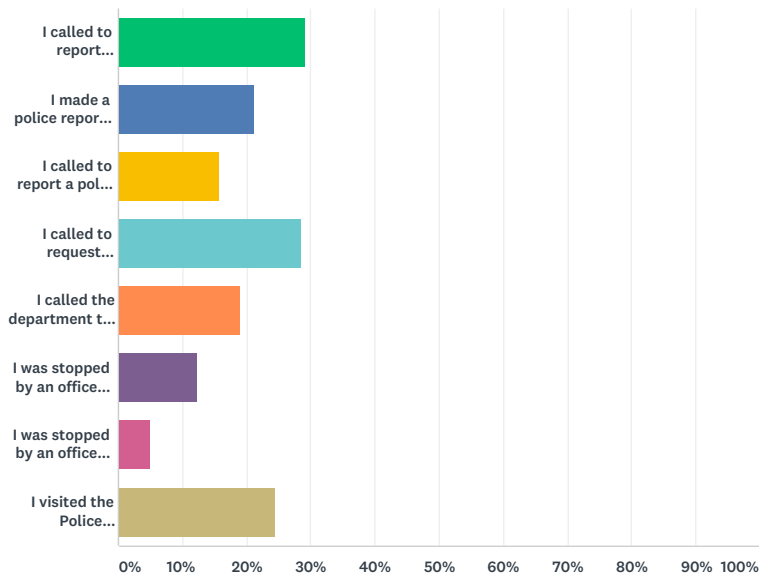
Answered: 454 Skipped: 7



ANSWER CHOICES	RESPONSES	
Yes	51.10%	232
No	48.90%	222
TOTAL		454

Q28 If yes, please specify. Please check all that apply.

Answered: 179 Skipped: 282



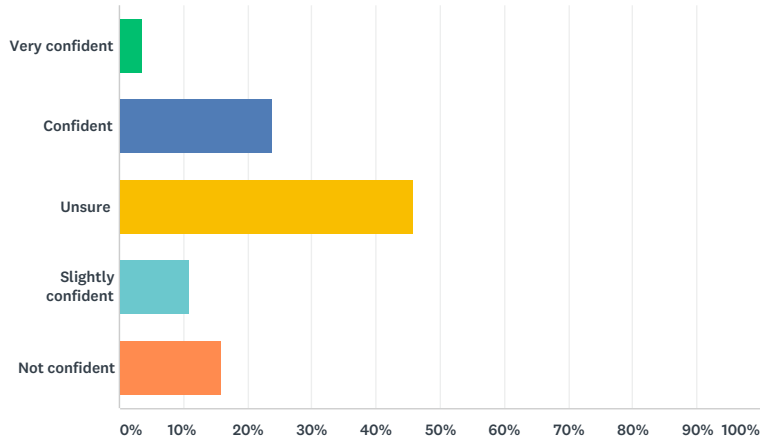
ANSWER CHOICES	RESPONSES	
I called to report suspicious activity	29.05%	52
I made a police report as a crime victim	21.23%	38
I called to report a police or medical emergency	15.64%	28
I called to request non-emergency services (e.g., inspection, increased patrol, parking issue, etc.)	28.49%	51
I called the department to talk about a concern in my neighborhood	18.99%	34

## First Annual Inver Grove Heights Police Department Community Safety Survey

I was stopped by an officer for a traffic violation and issued a warning (verbal or written)	12.29%	22
I was stopped by an officer for a traffic violation and issued a citation	5.03%	9
I visited the Police Department's webpage on the City's website	24.58%	44
Total Respondents: 179		

**Q29 Generally speaking, if you were the victim of a random crime in Inver Grove Heights, how confident are you that the crime would be solved?**

Answered: 443 Skipped: 18

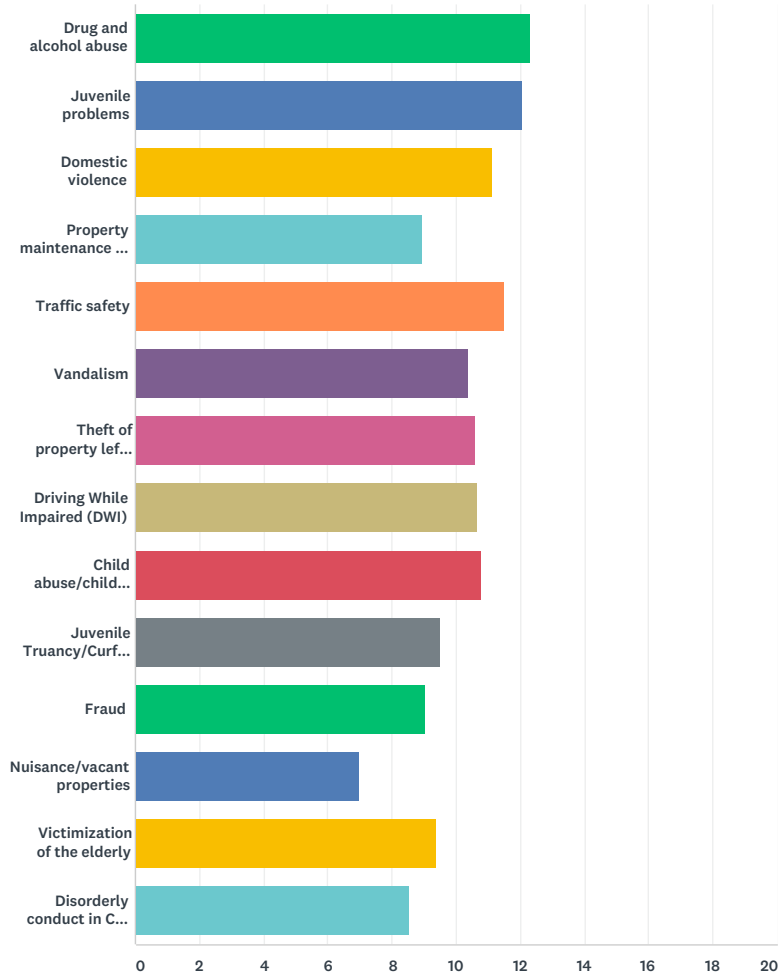


ANSWER CHOICES	RESPONSES	
Very confident	3.61%	16
Confident	23.93%	106
Unsure	45.82%	203
Slightly confident	10.84%	48
Not confident	15.80%	70
<b>TOTAL</b>		<b>443</b>

**Q30 The Inver Grove Heights Police Department is engaged in planning for 2018. While all crime and quality-of-life concerns are responded to and taken seriously, we plan to identify three to four areas of emphasis for 2018 and seek resident input. From the list of problems below, please identify 4 or 5 areas we should give extra police emphasis.**

Answered: 431 Skipped: 30

# First Annual Inver Grove Heights Police Department Community Safety Survey



	1	2	3	4	5	6	7	8	9	10	11	12	13	14
Drug and alcohol abuse	46.72% 128	15.69% 43	10.95% 30	12.41% 34	6.20% 17	1.46% 4	0.36% 1	2.19% 6	0.36% 1	1.09% 3	0.36% 1	0.73% 2	0.36% 1	1.09% 3
Juvenile problems	27.31% 68	30.52% 76	14.06% 35	11.65% 29	6.02% 15	3.21% 8	2.01% 5	1.20% 3	0.40% 1	1.61% 4	0.80% 2	0.40% 1	0.00% 0	0.80% 2
Domestic violence	9.20% 15	22.70% 37	27.61% 45	14.72% 24	11.66% 19	3.07% 5	1.84% 3	2.45% 4	1.23% 2	1.23% 2	0.00% 0	0.61% 1	3.07% 5	0.61% 1
Property maintenance and code enforcement problems	7.56% 9	7.56% 9	17.65% 21	21.01% 25	11.76% 14	0.00% 0	4.20% 5	3.36% 4	3.36% 4	4.20% 5	2.52% 3	0.00% 0	7.56% 9	9.24% 11
Traffic safety	23.45% 53	19.91% 45	16.81% 38	12.39% 28	12.83% 29	3.54% 8	2.65% 6	3.10% 7	1.77% 4	0.88% 2	0.88% 2	0.44% 1	1.33% 3	0.00% 0
Vandalism	6.41% 10	10.90% 17	17.95% 28	17.31% 27	18.59% 29	13.46% 21	3.21% 5	3.21% 5	3.21% 5	3.21% 5	1.92% 3	0.00% 0	0.64% 1	0.00% 0
Theft of property left in vehicles	14.69% 26	19.77% 35	15.25% 27	14.69% 26	9.60% 17	3.39% 6	6.78% 12	2.82% 5	1.69% 3	4.52% 8	1.69% 3	1.69% 3	2.26% 4	1.13% 2
Driving While Impaired (DWI)	13.81% 29	16.67% 35	19.52% 41	17.14% 36	9.05% 19	2.86% 6	3.81% 8	6.67% 14	1.90% 4	2.86% 6	0.95% 2	1.90% 4	0.48% 1	2.38% 5
Child abuse/child welfare	16.32% 31	16.32% 31	20.00% 38	14.74% 28	9.47% 18	3.68% 7	3.68% 7	1.05% 2	8.95% 17	0.53% 1	2.63% 5	1.05% 2	0.53% 1	1.05% 2
Juvenile Truancy/Curfew violations	3.20% 4	13.60% 17	14.40% 18	21.60% 27	13.60% 17	5.60% 7	1.60% 2	2.40% 3	2.40% 3	12.00% 15	4.00% 5	3.20% 4	0.80% 1	1.60% 2
Fraud	7.02% 8	10.53% 12	15.79% 18	12.28% 14	13.16% 15	5.26% 6	2.63% 3	6.14% 7	1.75% 2	3.51% 4	14.04% 16	4.39% 5	0.88% 1	2.63% 3
Nuisance/vacant properties	2.33% 2	11.63% 10	6.98% 6	11.63% 10	12.79% 11	0.00% 0	2.33% 2	2.33% 2	4.65% 4	1.16% 1	3.49% 3	22.09% 19	8.14% 7	10.47% 9
Victimization of the elderly	8.89% 12	9.63% 13	13.33% 18	21.48% 29	12.59% 17	1.48% 2	9.63% 13	2.22% 3	1.48% 2	2.22% 3	2.22% 3	3.70% 5	10.37% 14	0.74% 1



# First Annual Inver Grove Heights Police Department Community Safety Survey

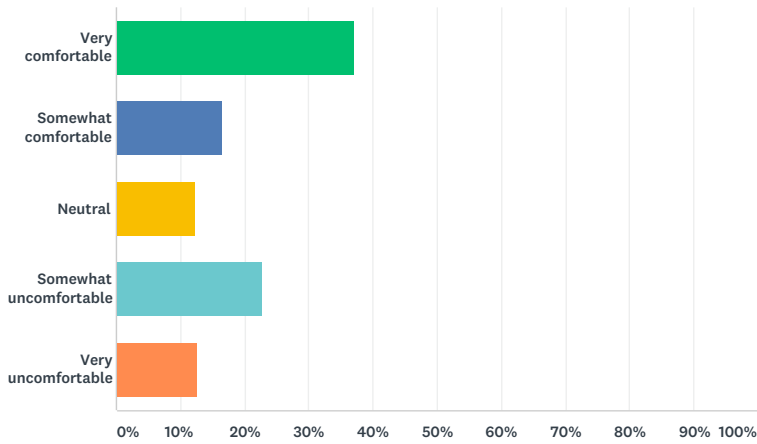
Disorderly conduct in City Parks	4.59%	8.26%	16.51%	15.60%	17.43%	3.67%	2.75%	3.67%	0.92%	0.92%	2.75%	5.50%	3.67%	13.76%
	5	9	18	17	19	4	3	4	1	1	3	6	4	1

**Q31 In your opinion, the first priority for Inver Grove Heights Police should be to place increased emphasis on....**

Answered: 227 Skipped: 234

**Q32 Calling 9-1-1 is the recommended method for requesting police service regardless of the seriousness or nature of the problem. What is your level of comfort in calling 9-1-1 for reporting NON-EMERGENCY incidents to police?**

Answered: 453 Skipped: 8

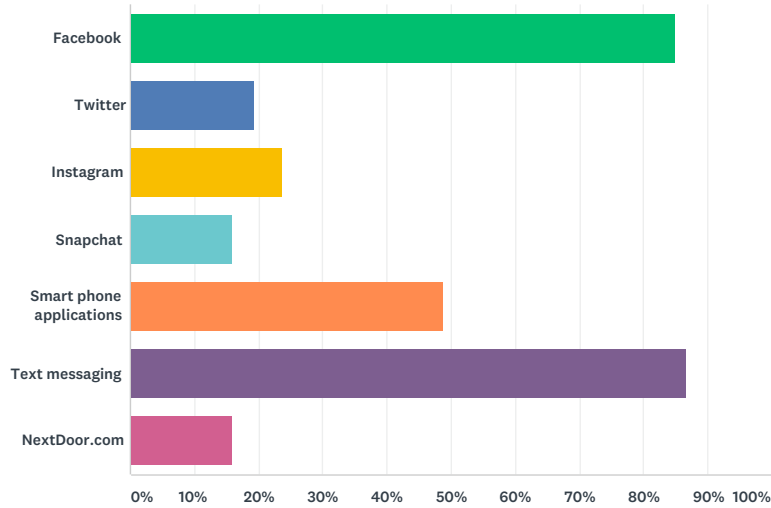


ANSWER CHOICES	RESPONSES
Very comfortable	37.09% 168
Somewhat comfortable	16.56% 75
Neutral	12.36% 56
Somewhat uncomfortable	22.74% 103
Very uncomfortable	12.58% 57
Total Respondents: 453	

**Q33 Please identify the social media/technology options you utilize**

Answered: 441 Skipped: 20

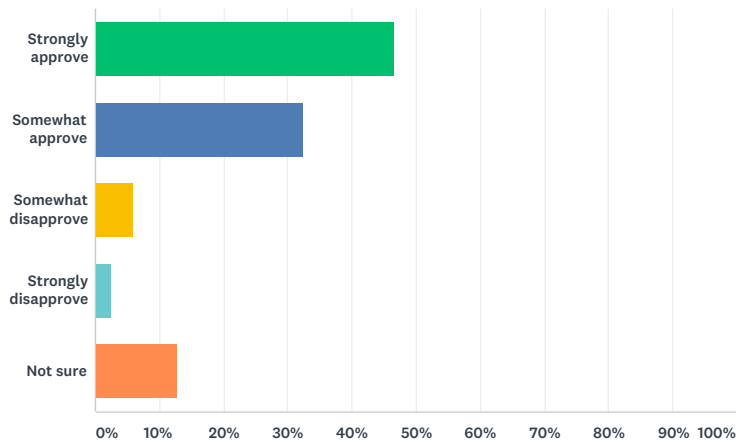
# First Annual Inver Grove Heights Police Department Community Safety Survey



ANSWER CHOICES	RESPONSES	Count
Facebook	85.03%	375
Twitter	19.27%	85
Instagram	23.58%	104
Snapchat	15.87%	70
Smart phone applications	48.75%	215
Text messaging	86.62%	382
NextDoor.com	15.87%	70
Total Respondents: 441		

**Q34** Across the nation, there has been considerable attention and discussion regarding police legitimacy and public trust in policing. Do you approve of the the way the Inver Grove Heights Police Department carries out its role in the community?

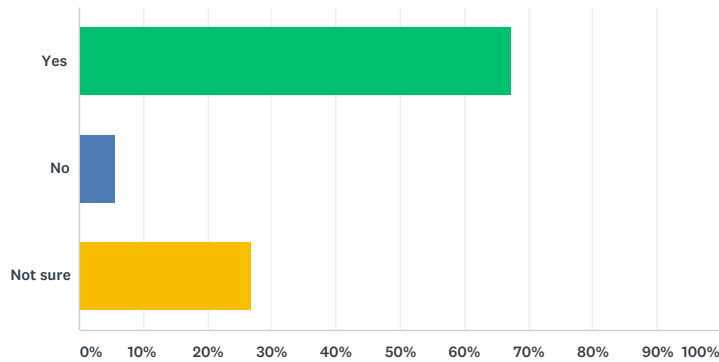
Answered: 451 Skipped: 10



ANSWER CHOICES	RESPONSES	Count
Strongly approve	46.56%	210
Somewhat approve	32.37%	146
Somewhat disapprove	5.76%	26
Strongly disapprove	2.44%	11
Not sure	12.86%	58
TOTAL		451

Q35 Do you trust that Inver Grove Heights police officers will use good judgment in the use of force, including deadly force?

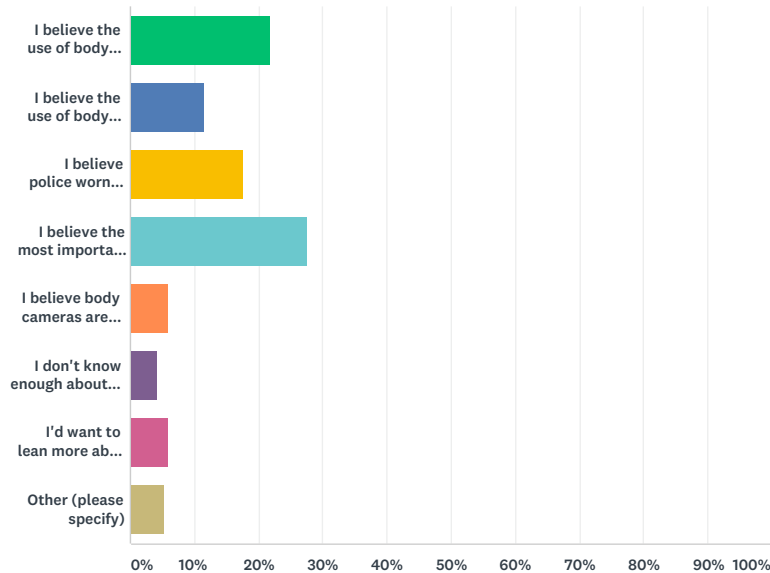
Answered: 454 Skipped: 7



ANSWER CHOICES	RESPONSES	
Yes	67.40%	306
No	5.73%	26
Not sure	26.87%	122
TOTAL		454

Q36 The Inver Grove Heights Police Department is in the early stages of exploring the possibility of requiring officers to wear body worn cameras. Please select the one response that BEST matches your perspective.

Answered: 453 Skipped: 8



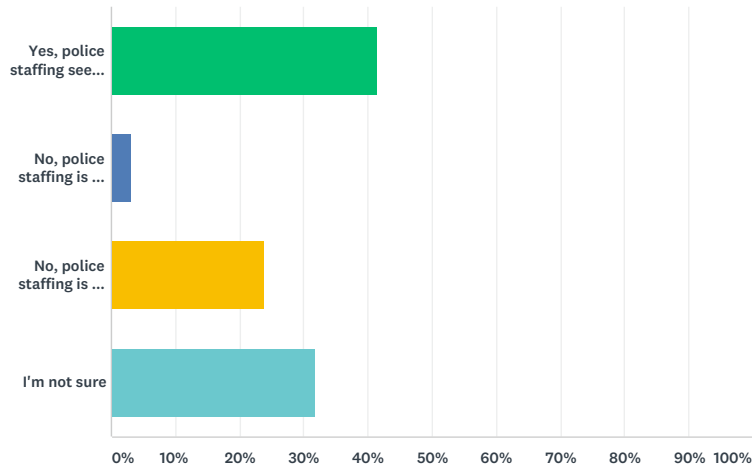
ANSWER CHOICES	RESPONSES	
I believe the use of body cameras would be a good way of protecting our officers from false complaints/claims	21.85%	99
I believe the use of body cameras would be a good way of ensuring the interests of citizens who may have negative contact with our police officers	11.48%	52
I believe police worn body cameras can be an important tool for ensuring officer accountability	17.66%	80
I believe the most important reason for having body cameras is to help our officers document evidence and improve prosecution outcomes.	27.59%	125
I believe body cameras are unnecessary expense for our police department	5.96%	27
I don't know enough about body cameras to have an opinion at this time	4.19%	19

# First Annual Inver Grove Heights Police Department Community Safety Survey

I'd want to lean more about how the body cameras would be used	5.96%	27
Other (please specify)	5.30%	24
<b>TOTAL</b>		<b>453</b>

**Q37 Police services comprises the largest portion of the city's budget with an authorized strength of 39 sworn police officers. Based solely on your sense of the overall safety, do you believe the staffing level is appropriate?**

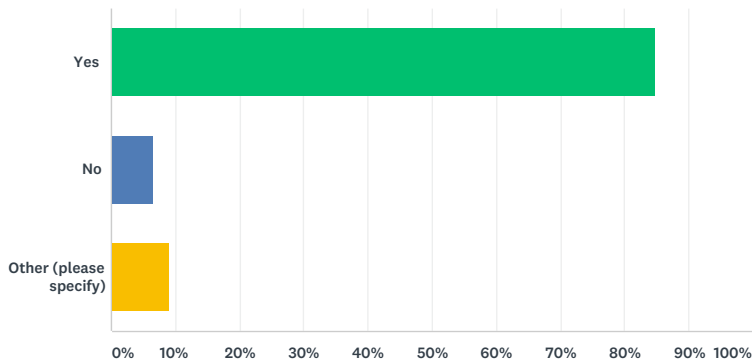
Answered: 454 Skipped: 7



ANSWER CHOICES	RESPONSES	
Yes, police staffing seems about right	41.41%	188
No, police staffing is too high (I think the City has more officers than we need)	3.08%	14
No, police staffing is too low (I believe the City would benefit from additional officers)	23.79%	108
I'm not sure	31.72%	144
<b>TOTAL</b>		<b>454</b>

**Q38 Based on my personal experience, the experience of someone I know, or personal perception, I believe Inver Grove Heights police officers will treat people they encounter or deal with fairly.**

Answered: 449 Skipped: 12



ANSWER CHOICES	RESPONSES	
Yes	84.63%	380
No	6.46%	29

## First Annual Inver Grove Heights Police Department Community Safety Survey

Other (please specify)	8.91%	40
<b>TOTAL</b>		<b>449</b>

**Q39 If you have other suggestions or feedback to help us better serve those who live, work, and visit the City of Inver Grove Heights, please comment below:**

Answered: 92 Skipped: 369